



## *MDF Product Specifications*

---

### **Construction**

- MDF consists of 3/4" or 1" 48 lb. density substrate.
- 1SGP consists of 3/4" 48 lb. density MDF substrate with the back side laminated with a glueable, paintable melamine. This material will be used on flat panel F series products only.

### **Size Specifications**

- A minimum size dimension is listed with each door design. When ordering, one of the minimums must be exceeded by at least 3". For example, if a door minimum is listed at 10" x 10", the door must be ordered as either 10" x 13" or 13" x 10". If a door is ordered under its minimum, a \$18.44 list charge will apply for building the product under the minimum size. Please be aware that our minimums are designed to protect our employees by making sure there is always enough material to run through a given piece of equipment.
- If a door is ordered under its stated minimum, Conestoga can cut the framing down. If this is the case, a cut-down charge will be incurred. For pricing see the Design Options section. Up to 1" of material may be trimmed from each side.
- Conestoga measures all door framing by its full width. When specifying wider framing, be sure to provide full framing width calculations that include edge profile and framing bead.
- When calculating material costs there is a one square foot minimum on doors only.
- Doors ordered over 26" wide and/or 48" high will be made with two equal panels unless specified otherwise by the customer. Add one panel for every 26" wide or 48" high. For example, a door measuring 27" x 47" would be made two panels wide. A door measuring 27" x 49" would be made with four panels - two panels wide and two panels high.
- Designs 10SQ1 and 10SQ2 are available in single panel configurations only. Maximum 42" wide; maximum 63" high.
- Conestoga will not warrant oversize one panel doors against future warpage.
- Unless otherwise specified by the customer, lower panels on most multiple panel doors will be made with a square panel regardless of the design ordered. Exceptions include doors with matching top and bottom rails.
- Conestoga manufactures its products to the nearest 1/16". A difference of +/- 1/32" is considered acceptable.

### **Warranty**

- Doors up to 48" high and/or 26" wide carry a one (1) year warranty against warpage of no more than 1/8". Doors larger than 48" high and/or 26" wide carry a warranty against warpage of no more than 1/4".
- All replacement claims are subject to inspection prior to a credit being issued.

### **Mullion and Frame Only Doors**

- The back of each mullion and frame only door is routed to accept a single pane of glass.
- Mullion doors use the same plastic glass retainer moulding as our solid wood doors. If desired, a wood moulding is available. The wood retainer moulding must be pre-drilled prior to installation to avoid cracking the moulding while inserting screws. See moulding profiles in the Design Options section.

### Construction

- 3/4" 48 lb. MDF substrate with a white melamine backer, wrapped in a vinyl foil under heat and pressure. Foil thickness varies by film selection.

### Size Specifications

- Door and drawer front sizes measured to the nearest 1/16". A difference of +/- 1/32" is considered acceptable.
- Doors ordered over 26" wide and/or 48" high will be made with two equal panels unless specified otherwise by the customer. Add one panel for every 26" wide or 48" high. For example, a door measuring 27" x 47" would be made two panels wide. A door measuring 27" x 49" would be made with four panels - two panels wide and two panels high.
- Designs 10SQ1 and 10SQ2 are available in single panel configurations only. Maximum 42" wide; maximum 63" high.
- Unless otherwise specified, lower panels on all multiple panel doors will be made with a square panel regardless of the door design ordered.

### Vinyl Specifications

- Machining lines may telegraph through the vinyl. Lines that are not visible under normal lighting at a distance of two feet or more, will not be considered defects.
- Due to its thickness, vinyl material may "bridge" over tight corners and edge profiles. Inside sharp corners will have a slight radius of no more than 3/16".
- Foils may have no more than one occurrence of slight elevation or depression on the flat area of the door, while two occurrences are allowed in the machined areas. Very distinctive characteristics will not be more than 1/16" in diameter.
- Slight vinyl distortion occurs when vinyl is wrapped around tight corners and is not considered a defect. Non-edge wrapped stretch marks are allowed, one per 5" of the door's width and length.
- RTF products are not warranted when used in areas where temperatures could exceed 160°F. Use at least a 1" wood or laminate filler between all heat sources and foil components.

### Warranty

- RTF foils are guaranteed against discoloration and delamination for three years.
- Any door less than 26" wide and 48" high is guaranteed against warpage of no more than 1/8". Any door that exceeds either of these dimensions carries a warpage guarantee of no more than 1/4".

### Mullion and Frame Only Doors

- RTF Mullion doors use the same plastic glass retainer moulding as our solid wood doors. A wood retainer moulding is also available. This moulding must be pre-drilled prior to installation to avoid cracking the moulding while inserting screws. See moulding profiles in the Design Options section.

### Miscellaneous Information

- Customers applying loose foils to end skins should contact their adhesive supplier for glue recommendations. The supplier should be asked for recommendations to apply a Poly Vinyl Chloride (PVC) sheet to the cabinet. Potential suppliers for these adhesives are HB Fuller, DAP or Daubert.
- Radius outside corners are not available on RTF doors because the vinyl material does not stretch smoothly over the curved edge.



## RTF Product Specifications (continued)

### Suggested RTF/Laminate Complements.

The following are suggested laminate references for using material such as laminate or printed products to complement Conestoga's foil offering. These are suggested complements only, not matches to the listed colors. Keep in mind the same color will have a different appearance when applied to different materials.

Frosty White Matte ..... Wilsonart™ 1573 Frosty White

Frosty White Satin ..... Wilsonart™ 1573 Frosty White

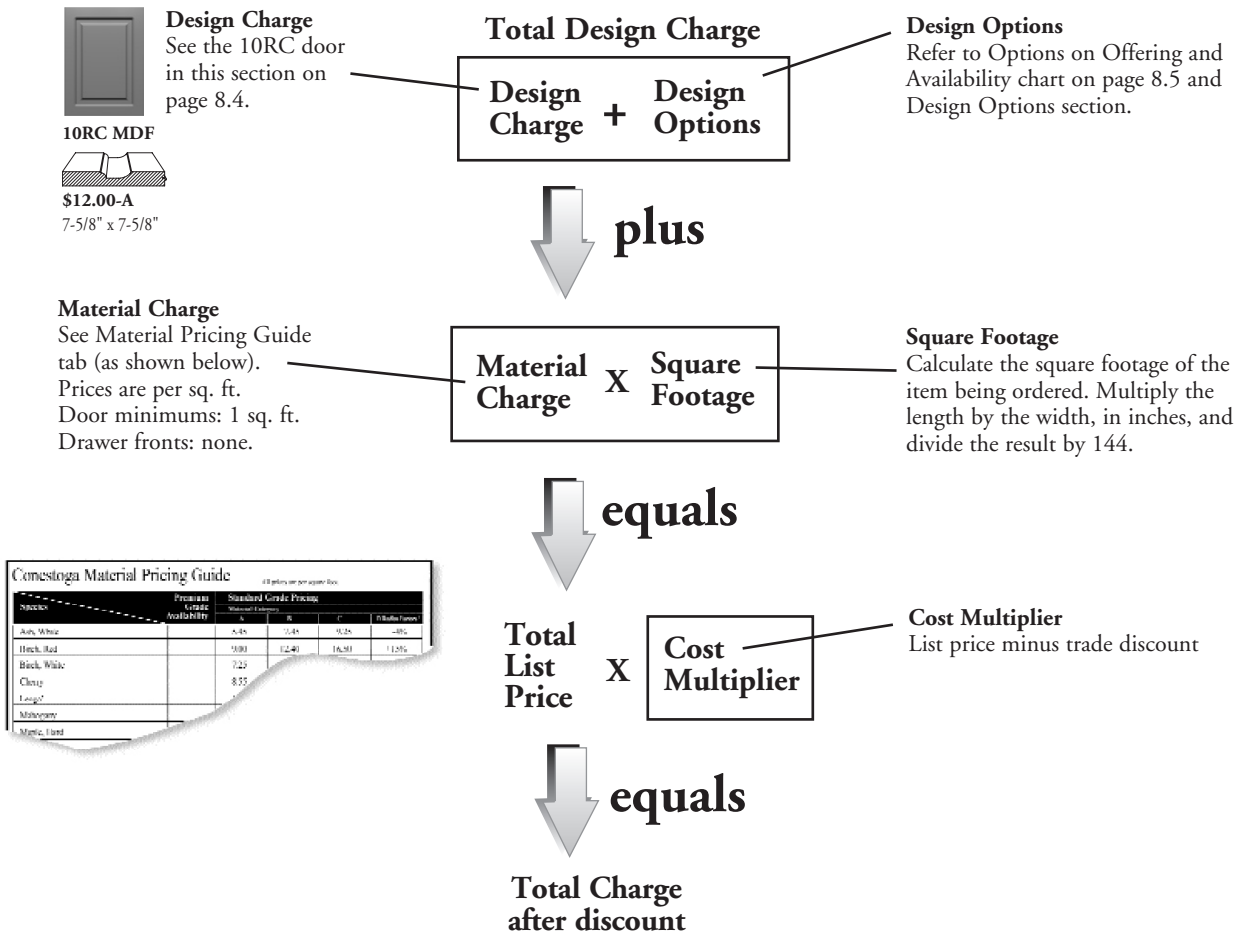
Antique White Satin ..... Wilsonart™ 1572 Antique White

### Pricing Procedure for Doors and Drawer Fronts

The price for any custom door or drawer front can be easily calculated by inserting the relevant numbers into the chart below. A brief explanation and/or a page number for reference is given for each required number. An example is shown.

#### Example: 1-10RC MDF design, Concealed Hinge 15" x 25"

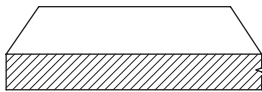
$$(\$12.00 + \$1.50) + (\$1.60 \times 2.60 \text{ sq. ft.}) = \$17.66 \times 0.95 = \$16.77$$



*MDF Door Designs*



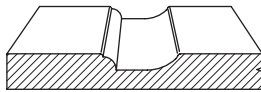
**Slab**




\$5.00-A  
1-1/4" x 1-1/4"  
Max: 42" x 96"



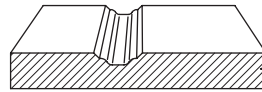
**10RC**



\$12.00-A  
7-5/8" x 7-5/8"  
Max: 42" x 96"



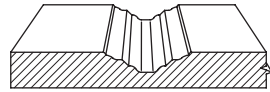
**10RC2**




\$8.75-A  
5-7/8" x 5-7/8"  
Max: 42" x 96"



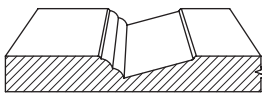
**10RC3**




\$9.50-A  
7-3/4" x 7-3/4"  
Max: 42" x 96"



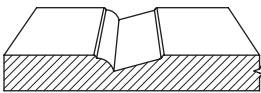
**10SQ1**



\$19.00-A  
8-1/2" x 8-1/2"  
Max: 42" x 63"  
(single panel only)



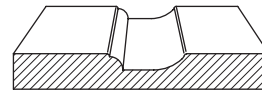
**10SQ2**



\$19.00-A  
7-1/2" x 7-1/2"  
Max: 42" x 63"  
(single panel only)



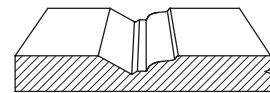
**10SQ3**



\$19.00-A  
7-5/8" x 7-5/8"  
Max: 42" x 96"



**10SQ5**



\$13.00-A  
7-5/8" x 7-5/8"  
Max: 40-3/4" x 96"

MDF/RTF PRODUCTS

Custom Products

Doors over 63" in length will be produced with multiple panels. Above prices are design charges only for raw MDF product. Design pricing for RTF products is on page 8.13; primed and Colourtone finish pricing can be found in the Solid Wood Finishing section.



## *Offering and Availability*

---

All Conestoga products are available in a wide variety of specifications to satisfy your custom needs. The information below indicates any exceptions or limitations pertaining to the designs on the previous page. For a detailed listing of a particular product specification, refer to the page indicated.

### *Material*

---

**Material Pricing Guide** All doors available in MDF or RTF.

### *Edge Profiles*

---

**Page 8.12** B-2, C-2, E-2, H-2, J-2, LC-2, L-059, L-061, L-149, L-686, Machine Edge, PRS-2 and V-2 are available. C-2, Machine Edge and PRS-2 have eased edges.

### *Finishes*

---

**Page 6.16** All MDF doors available primed or with Colourtone finishes.

### *Foils*

---

**Page 8.13** All RTF designs available in Frosty White Matte, Frosty White Satin and Antique White Satin.

### *Options*

---

**Pages 5.9-5.16** Boring for concealed and Soss hinges - all available. Back routed hand pull on all designs except RTF.

### *Mullions*

---

**Page 8.15** Standard lite mullions configurations available on 10RC, 10RC2, 10RC3, 10SQ3, 10SQ5. Mullions not available with slab, 10SQ1, 10SQ2. Odd lite mullion configurations not available.

### *Appliance Panels*


---

**Page 8.16** RTF product apply over plywood. MDF, MDF primed and Colourtones applied over 1/4" MDF panel.

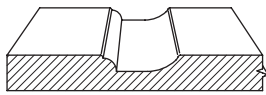
### *Matching Drawer Fronts*

---

**Pages 8.10-8.11** All available except 10SQ1.



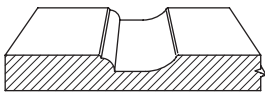
**20RC**



\$13.50-A  
8-1/4" x 9-3/8"  
Max: 42" x 96"



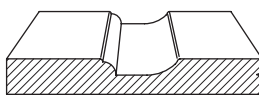
**30RC**



\$13.50-A  
8-1/4" x 8-1/2"  
Max: 42" x 96"



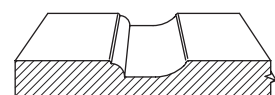
**20SQ3**



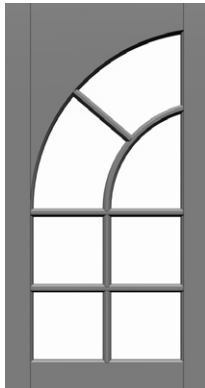
\$22.00-A  
8-1/4" x 9-3/8"  
Max: 42" x 96"



**30SQ3**



\$22.00-A  
8-1/4" x 8-1/2"  
Max: 42" x 96"  
Top corners at ends of arch are radius corners



**QC2000RC Radius Mullion**



\$20.00-A  
Max: 42" x 63"  
Indicate number of lites  
Minimum door height:  
9-1/2" x (door width + 3")

Doors over 63" in length will be produced with multiple panels. Above prices are design charges only for raw MDF product. Design pricing for RTF products is on page 8.13; primed and Colourtone finish pricing can be found in the Solid Wood Finishing section.



## *Offering and Availability*

---

All Conestoga products are available in a wide variety of specifications to satisfy your custom needs. The information below indicates any exceptions or limitations pertaining to the designs on the previous page. For a detailed listing of a particular product specification, refer to the page indicated.

### *Material*

---

**Material Pricing Guide** All doors available in MDF or RTF.

### *Edge Profiles*

---

**Page 8.12** B-2, C-2, E-2, H-2, J-2, LC-2, L-059, L-061, L-149, L-686, Machine Edge, PRS-2 and V-2 are available. C-2, Machine Edge and PRS-2 have eased edges.

### *Finishes*

---

**Page 6.16** All MDF doors available primed or with Colourtone finishes.

### *Foils*

---

**Page 8.13** All RTF designs available in Frosty White Matte, Frosty White Satin and Antique White Satin.

### *Options*

---

**Pages 5.9-5.16** Boring for concealed and Soss hinges - all available. Back routed hand pull on all designs except RTF.

### *Mullions*

---

**Page 8.15** All standard lite configurations available. Odd lite mullion configurations not available.

### *Appliance Panels*

---

**Page 8.16** RTF product apply over plywood. MDF, MDF primed and Colourtones applied over 1/4" MDF panel.

### *Matching Drawer Fronts*

---

**Pages 8.10-8.11** Not available.

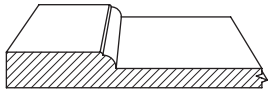


## MDF Door Designs


---



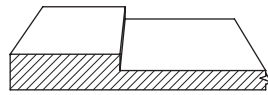
**10SQF1**



\$25.00-A  
6-5/16" x 6-5/16"  
Max: 42" x 96"



**10SQF2**



\$25.00-A  
7-5/8" x 7-5/8"  
Max: 42" x 96"

Doors over 63" in length will be produced with multiple panels. Above prices are design charges only for raw MDF product. Design pricing for RTF products is on page 8.13; primed and Colourtone finish pricing can be found in the Solid Wood Finishing section.





## *Offering and Availability*

---

All Conestoga products are available in a wide variety of specifications to satisfy your custom needs. The information below indicates any exceptions or limitations pertaining to the designs on the previous page. For a detailed listing of a particular product specification, refer to the page indicated.

### *Material*

---

**Material Pricing Guide** All designs available in 1SGP (One Side Glueable Paintable) MDF only. Raw MDF on face with glueable, paintable melamine on back.

### *Edge Profiles*

---

**Page 8.12** B-2, C-2, E-2, H-2, J-2, LC-2, L-059, L-061, L-149, L-686, Machine Edge, PRS-2 and V-2 are available. C-2, Machine Edge, and PRS-2 have eased edges.

### *Finishes*

---

**Page 6.16** All MDF designs available primed on 1SGP MDF or with Colourtone finishes on 1SGP MDF.

### *Options*

---

**Pages 5.9-5.16** Boring for concealed and Soss hinges - all available. Back routed hand pull on all designs except RTF.

### *Mullions*

---

**Page 8.15** All standard lite mullion configurations available. Odd lite mullion configurations not available.

### *Appliance Panels*

---

**Page 8.16** RTF product apply over plywood. MDF, MDF primed and Colourtones applied over 1/4" MDF panel.

### *Matching Drawer Fronts*

---

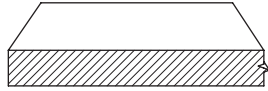
**Pages 8.10-8.11** Matching drawer fronts available for all designs.



## MDF Drawer Fronts



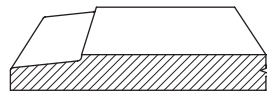
**Slab**



\$5.00-A  
RTF: 1-1/4" x 6"  
MDF: 1-1/4" x 1-1/4"



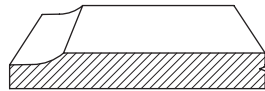
**#10**



\$5.25-A  
3" x 3"



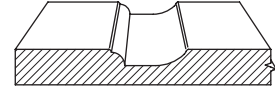
**Keystone**



\$5.25-A  
2-3/4" x 2-3/4"



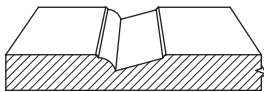
**10 RC**



\$12.00-A  
8-1/4" x 6"  
1-3/16" rails



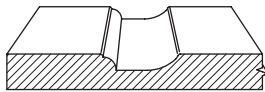
**10 SQ2**



\$19.00-A  
7-7/8" x 5-3/4"  
1-1/4" rails



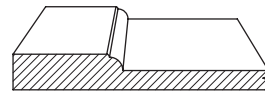
**10 SQ3**



\$19.00-A  
8-1/4" x 6"  
1-3/16" rails



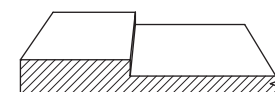
**SQF1**




\$25.00-A  
6-5/16" x 4-1/16"  
1-3/16" rails



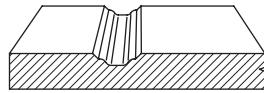
**SQF2**



\$25.00-A  
7-5/8" x 5"  
1-3/16" rails



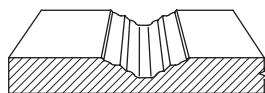
**10 RC2**



\$8.75-A  
6-1/2" x 5"  
1" rails



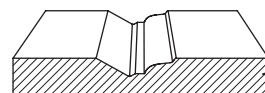
**10 RC3**



\$9.50-A  
8-1/4" x 6"  
3/4" rails



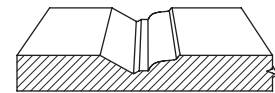
**10RC5**



\$12.00-A  
8" x 6"  
3/4" rails



**10 SQ5**



\$13.00-A  
8" x 6"  
3/4" rails

Sizes listed are minimums for specific designs. Drawer fronts over 63" in length will be produced with multiple panels. Above prices are design charges only for raw MDF product. Design and material pricing for RTF products is on page 8.13; primed and Colourtone finish pricing can be found in the Solid Wood Finishing section.



## *Offering and Availability*

---

All Conestoga products are available in a wide variety of specifications to satisfy your custom needs. The information below indicates any exceptions or limitations pertaining to the designs on the previous page. For a detailed listing of a particular product specification, refer to the page indicated.

### *Material*

---

**Material Pricing Guide** All designs available in MDF and RTF except SQF1 and SQF2. SQF1 and SQF2 available in 1SGP (One Side Glueable Paintable) only.

### *Edge Profiles*

---

**Page 8.12** B-2, C-2, E-2, H-2, J-2, LC-2, L-059, L-061, L-149, L-686, Machine Edge, PRS-2 and V-2 are available. C-2, Machine Edge and PRS-2 have eased edges.

### *Finishes*

---

**Page 6.16** All MDF designs available primed or with Colourtone finishes.

### *Foils*

---

**Page 8.13** All RTF designs available in Frosty White Matte, Frosty White Satin and Antique White Satin.

### *Options*

---

**Pages 5.9-5.16** All designs, except RTF products - back routed hand pull only.

### *Appliance Panels*

---

**Page 8.16** RTF products apply over plywood. MDF, MDF primed and Colourtones applied over 1/4" MDF panel.

### *Matching Drawer Fronts*

---

Some door designs do not have an exact matching drawer front. In these cases, we will build a door as a drawer front and charge for the cut down. Otherwise, simply use a slab drawer front with the appropriate edge profile. We recommend the #10 drawer for use with any door design featuring a slant raise and the Keystone drawer for use with any door design featuring a cove raise.



## *MDF Edge Profiles*

---



**B-2**



**\*L-346 (C-2)**



**LC-2**



**L-059**



**L-149**



**\*L-348  
(Machine Edge)**



**\*L-347 (PRS-2)**



**V-2**

Choice of profiles included in door/drawer front design charge. Check Offering and Availability section for profile availability.

Drawings not to scale.

\*C-2, Machine Edge and PRS-2 are slightly eased on face.



## MDF and RTF Pricing

MDF and RTF Design Pricing					
All material prices can be found in the Material Pricing Guide					
Design Charges					
Door Designs	MDF Raw	RTF Foils	Drawer Fronts	MDF Raw	RTF Foils
		Frosty White Matte Frosty White Satin Antique White Satin			Frosty White Matte Frosty White Satin Antique White Satin
Slab	\$5.00	\$ 9.00	Slab	\$5.00	\$9.00
10RC	12.00	22.00	#10	5.25	10.50
10RC2	8.75	15.50	Keystone	5.25	10.50
10RC3	9.50	16.25	10RC	12.00	15.10
10SQF Series	25.00	NA	10RC5	12.00	13.50
20RC	13.50	23.50	10SQ5	13.00	15.00
30RC	13.50	23.50	10RC2	8.75	11.75
10SQ1	19.00	28.00	10RC3	9.50	12.50
10SQ2	19.00	28.00	10SQ2	19.00	22.50
10SQ3	19.00	28.00	SQF Series*	25.00	NA
20SQ3	22.00	30.00	10SQ3	19.00	22.50
30SQ3	22.00	30.00			
10SQ5	13.00	22.00			
QC2000	20.00	30.25			

\* SQF Series manufactured out of 1SGP material only.

## Rigid Thermal Foil Accessories


### RTF Valances



Straight Valance

#### Slab Only

Slab design charge plus material cost. Order as a slab. Edge profile one long side.



Traditional Arch Valance

#### Traditional and Roman Arch

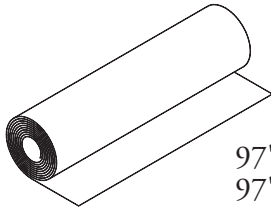


Roman Arch Valance

#### Foil Roll Pricing

Finish	Size	
	12"-36"	36"-60"
Frosty White Matte	\$27.50	\$31.00
Frosty White Satin	29.15	33.50
Antique White Satin		

### Loose Foil



97" L x 28" W or  
97" L x 52" W

#### Foil Roll Pricing

Finish	Roll Width	
	28"	52"
Frosty White Matte	\$15.20	\$25.50
Frosty White Satin	21.60	36.60
Antique White Satin		

#### Filler Strips/End Panel

Order as a slab door, \$5 design charge. See door design pages for minimums and maximums.

#### RTF Toe Kicks

4" x 90" x 1/4"

Frosty White Matte	\$24
Frosty White Satin	27
Antique White Satin	27

### Custom RTF Fluted Fillers

Specify width and height when ordering. Design charge plus material.

#### Fluted Filler Pricing

Filler Width	No. of Flutes	Under 60" in length	60" or greater in length
3" to 3-15/16"	3	\$35.00	\$40.00
4" to 4-15/16"	4	35.00	40.00
5" to 5-15/16"	5	35.00	40.00
6" to 6-15/16"	6	40.00	45.00
7" to 7-15/16"	7	40.00	45.00
8" to 8-15/16"	9	40.00	45.00
9" to 9-15/16"	10	45.00	53.00
10" to 10-15/16"	11	45.00	53.00
11" to 11-15/16"	12	45.00	53.00
12" to 12-15/16"	14	53.00	60.00
13" to 13-15/16"	15	53.00	60.00
14" to 14-15/16"	16	60.00	70.00
15" to 15-15/16"	17	60.00	70.00



**Rigid Thermal Foil Accessories (continued)**

8 ft. RTF Mouldings					
Foil	Crown	Crown w/ attached heel	Light rail	Inside corner	Scribe
Dimensions, inches	2" x 1-25/32"	2" x 3-3/8"	1-1/2" x 2"	1/2" x 1"	7/16" x 1"
Frosty White Matte	\$18.65	\$23.25	N/A	N/A	N/A
Frosty White Satin	21.90	26.30	\$21.90	\$14.75	\$14.30
Antique White Satin	21.90	26.30	N/A	N/A	N/A

**Mullion and Frame Only Options**

**Mullion and Frame Only Pricing Information**

To price a mullion or frame only, use the following methods:

Product	Design Cost	Material Cost
Radius Corner Series	Design Charge x 1.25	Calculate material charge using actual square footage (width x height) ÷ 144 x appropriate material charge.
Square Corner Series	Design Charge x 1.6	

**Mullion Lite Options Pricing**

Mullion lite placement will be balanced. Indicate number of lites desired.

Standard Lites \$3.40 per lite	Radius Corner Series available mullion designs	Special Lites \$9.10 per lite	Square Corner Series available mullion designs
Standard mullion lites have radius corners, are fitted for one piece of glass, and they are used on RC series doors.	10RC 20RC 30RC QC2000RC	Special mullion lites are fitted for one piece of glass, have square corners, and are used on applicable SQ Series doors.	10SQ3 10SQF2 20SQ3 20SQF2 30SQ3 30SQF2 10SQ5

**Glass Moulding Options**

Standard	Optional
<p>clear plastic moulding 1/8" glass only</p>	<p>#52 - trim for glass thickness</p>

Clear plastic moulding is standard on MDF/RTF mullion doors. If using glass other than 1/8" thick, specify our #52 moulding retainer.

## Appliance Panel Option

### Appliance Panel Option

Apply over plywood is the only appliance panel option available for RTF products. The plywood sheet is wrapped in matching foil on the sheets face and edges. Apply over 1/4" MDF is the only appliance panel option available for MDF products.



### Appliance Panel Charges/Finish

RTF Foil Colors	Panel Size Charges	Add to Design Charge
Frosty White Matte Frosty White Satin Antique White Satin	Panels 5 sq. ft. and less	\$ 29.00
	Panels more than 5 sq. ft.	48.00
	Multiple doors on one panel	8.60 list per extra door
MDF/Primed MDF	Panels 5 sq. ft. and less	18.50
	Panels more than 5 sq. ft.	36.50
	Multiple doors on one panel	8.60

Apply over plywood option will have the following margins unless otherwise specified.

- Refrigerator panel - 1/2" margin on all sides.
- Other appliance panels - 1-1/2" bottom margin and 1/2" on all sides.
- If non-standard margins are desired, dimensioned drawings must be submitted with order.

Margins up to 3" are available when specified.

Conestoga uses a 1/4" MDF for appliance panels on MDF.

#### Standard Insert Panel

Insert will be similar to the panel ordered on the doors.

Panel raises - Slant Raise or G-Cove only.

Add \$8.00 to design charge.

Material Category - B